

lundin mining

TSX: LUN OMX: LUMI

Annual General Meeting May 12, 2017



Neves-Corvo, Portugal

Cautionary Statements

Caution Regarding Forward-Looking Information and Non-GAAP Performance Measures

All statements, other than statements of historical fact, made and information contained or incorporated by reference in or made in giving this presentation and responses to questions is "forward-looking information" within the meaning of applicable Canadian securities legislation. Such forward-looking statements are based on expectations, estimates, forecasts and projections as well as beliefs and assumptions made by the Company's management as of the date of this presentation, and include but are not limited to estimates of annual metal production, cash costs and capital expenditures; exploration; the results of the feasibility studies on the Neves-Corvo Zinc Expansion Project (ZEP) and Eagle East, including, without limitation, Mineral Resources, Mineral Reserves, economics (such as net present value (or NPV), internal rate of return (or IRR) and C1 cash costs), payback and payback period, breakeven, and life of mine (LOM), all of which are estimates (and the parameters and assumptions underlying, and realization of such estimates), and project development, mining and processing plans, schedules and activities; and other future performance. Forward-looking statements may be identified by terminology such as, without limitation, "anticipate", "believe", "budget", "contingency", "estimate", "exploration", "expect", "feasibility", "flexibility", "focus", "forecast", "guidance", "initiative", "intend", "LOM", "opportunities", "outlook", "plan", "priority", "potential", "profile", "project", "risk", "schedule", "strategy", "study", "target", "upside" and "ZEP", similar such words and phrases or statements that certain actions, events or results may, can, could, would, should, might, indicates, or will occur or be taken, and any similar expressions. Forward-looking statements are necessarily based upon a number of estimates, assumptions and expectations that, while considered reasonable by the Company as of the date of such statements, are inherently subject to known and unknown risks, uncertainties and contingencies. Such risks, uncertainties and contingencies could cause assumptions, estimates and expectations to be incorrect and actual results to differ materially from those projected in the forward-looking statement and, as such, there can be no assurance that forward-looking statements will prove to be accurate, as actual results and future events could differ materially from those anticipated in such statements. These risks, uncertainties and contingencies include, without limitation, estimates of future production and operating, cash and all-in sustaining costs; metal and commodity price fluctuations; foreign currency fluctuations; mining operations including but not limited to environmental hazards, industrial accidents, ground control problems and flooding; geology including, but not limited to, unusual or unexpected geological formations, estimation and modelling of grade, tonnes, metallurgy continuity of mineral deposits, dilution, and Mineral Resources and Mineral Reserves, and actual ore mined and/or metal recoveries varying from such estimates; mine plans, and life of mine estimates; the possibility that future exploration, development or mining results will not be consistent with expectations; the potential for and effects of labour disputes, shortages or other unanticipated difficulties with or interruptions in production; potential for unexpected costs and expenses including, without limitation, for mine closure and reclamation at current and historical operations; uncertain political and economic environments; changes in laws or policies, foreign taxation, delays or the inability to obtain necessary governmental approvals and/or permits; regulatory investigations, enforcement, sanctions and/or related or other litigation; and other risks and uncertainties including but not limited to those described in the "Risks and Uncertainties" section of the Company's most recently filed Annual Information Form and in the "Managing Risks" section of the Company's full-year 2016 Management's Discussion and Analysis. Accordingly, readers are advised not to place undue reliance on forward-looking statements. The Company disclaims any intention or obligation to update or revise any forward-looking statements or to explain any material difference between subsequent actual events and such forward-looking statements, except to the extent required by applicable law.

This presentation contains certain financial measures such as operating earnings, net debt, operating cash flow per share and cash costs which have no meaning within generally accepted accounting principles under IFRS and therefore amounts presented may not be comparable to similar data presented by other mining companies. This data is intended to provide additional information and should not be considered in isolation or as a substitute for measures or performance prepared in accordance with IFRS.

Note: All dollar amounts are in US dollars unless otherwise denoted.

Lundin Mining – Excellent Asset Base & Growth Oriented



High Quality Competitive Mines

- strong margins at all operations
- demonstrated operational excellence and culture of continuous improvement
- low-risk mining jurisdictions, with good community support



Meaningful Scale Growth Oriented

- high value expansion projects and exploration upside at all operations
- advancing external acquisition initiatives with disciplined criteria



Financial Strength

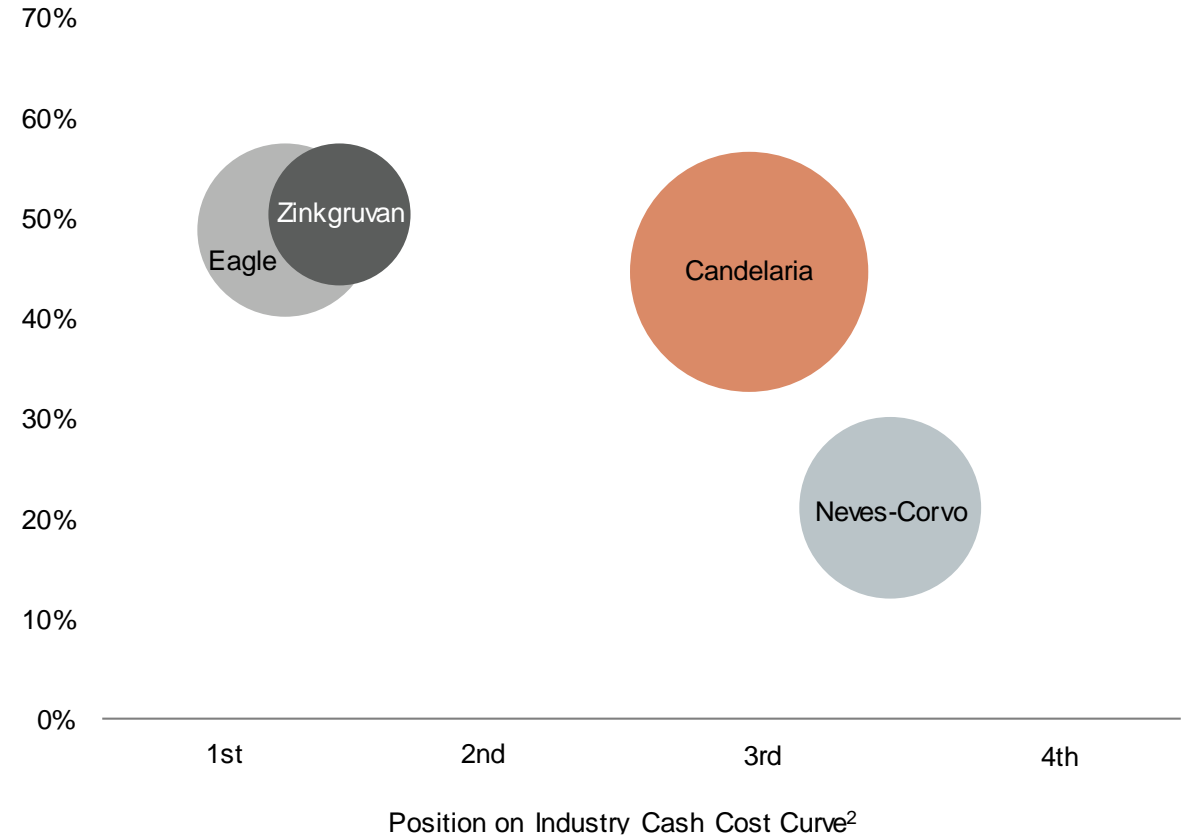
- proven track record for rigorous investment approach, focused on value creation
- substantial flexibility in our balance sheet to respond to opportunities

2016 in Review

- all of our mines had positive operating margins at the bottom of the market
- we improved our balance sheet with positive cash flow from each mine
- exploration and expansionary projects advanced despite low commodity prices to position us strongly for the next cycle
- sale of Tenke by the majority operating partner confronted us with an unexpected challenge
- we measurably progressed with Safety, Environmental and Community Investment programs as part of our ongoing Responsible Mining initiatives

Strong Margins and Meaningful Scale¹

(operating margin, %)



Source: Wood Mackenzie, Lundin Mining reports

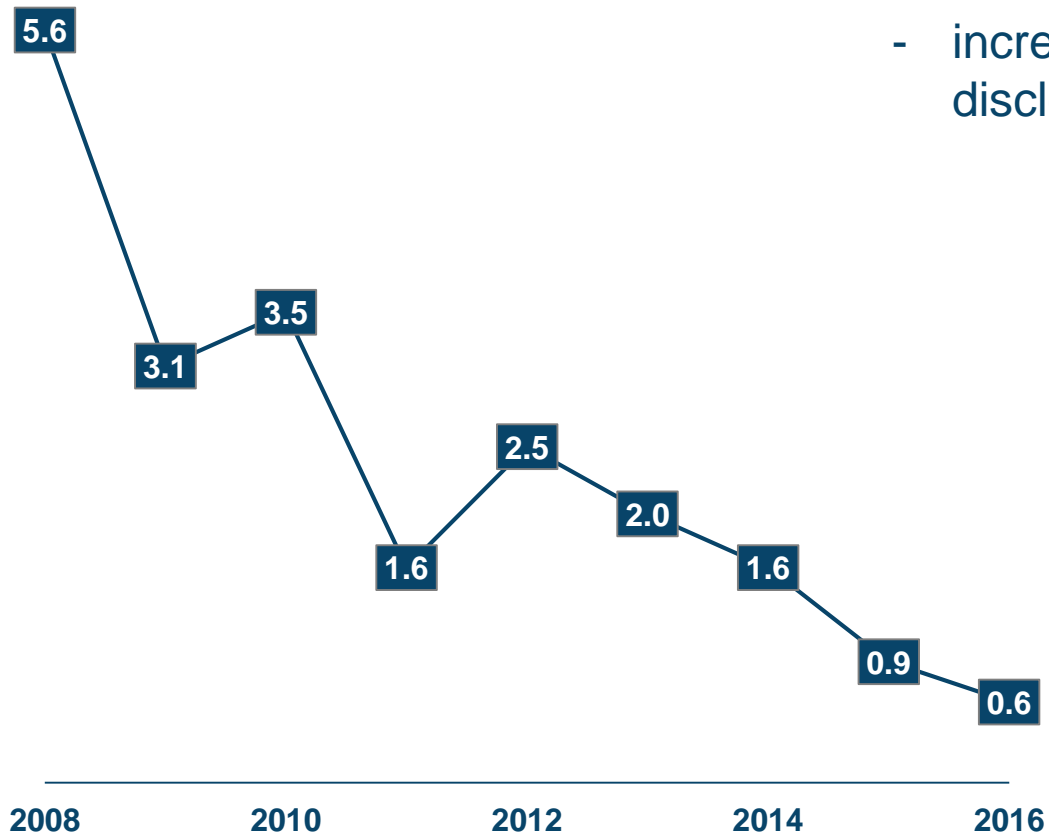
1. Bubble sizes represent 2016 attributable copper equivalent production based on average 2016 metal prices scaled relative to Candelaria's attributable copper production of 133.3 kt.

2. Based on relative position in the forecast 2016 industry C1 cash cost curve for the primary metal produced from the operation. Candelaria – copper; Eagle – nickel, Neves-Corvo – copper; Zinkgruvan – zinc.

Responsible Mining

Safety Performance

TRIF per 200,000 person hours worked



Environmental Performance

- excellent track record and improving performance each year
- increased reporting and disclosure practices



International Green Apple Award for Environmental Best Practice for Galmoy Wetlands Project

Community & Social

- strong community relations at all sites
- focused on strategic investments which create sustainable value in the communities where we operate

2016 Operating Highlights

2016 was a volatile year for the base metals with metal prices bottoming out in H1/16

Copper was up 17%, Zinc 61% and Nickel 13% year-over-year in 2016

Base Metals outlook is very good. Zinc strong. Copper improving. Nickel will take time



Candelaria copper production exceeded guidance on better than planned throughput and improving copper head grade



Eagle achieved copper and nickel production expectations on continued robust performance

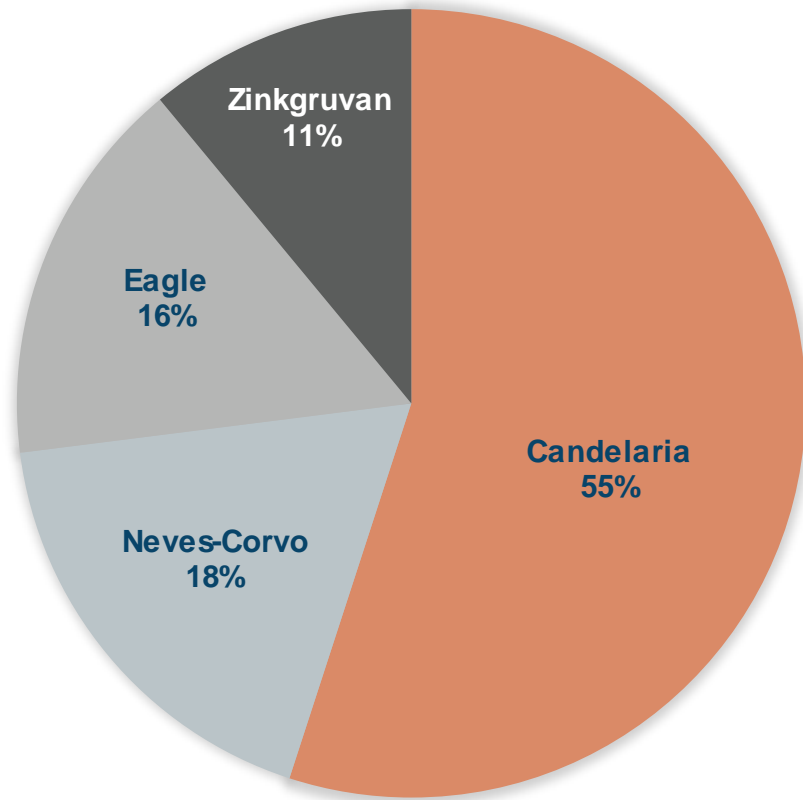


Neves-Corvo stable zinc plant operations with ZEP Feasibility Study and permitting of zinc expansion significantly progressed

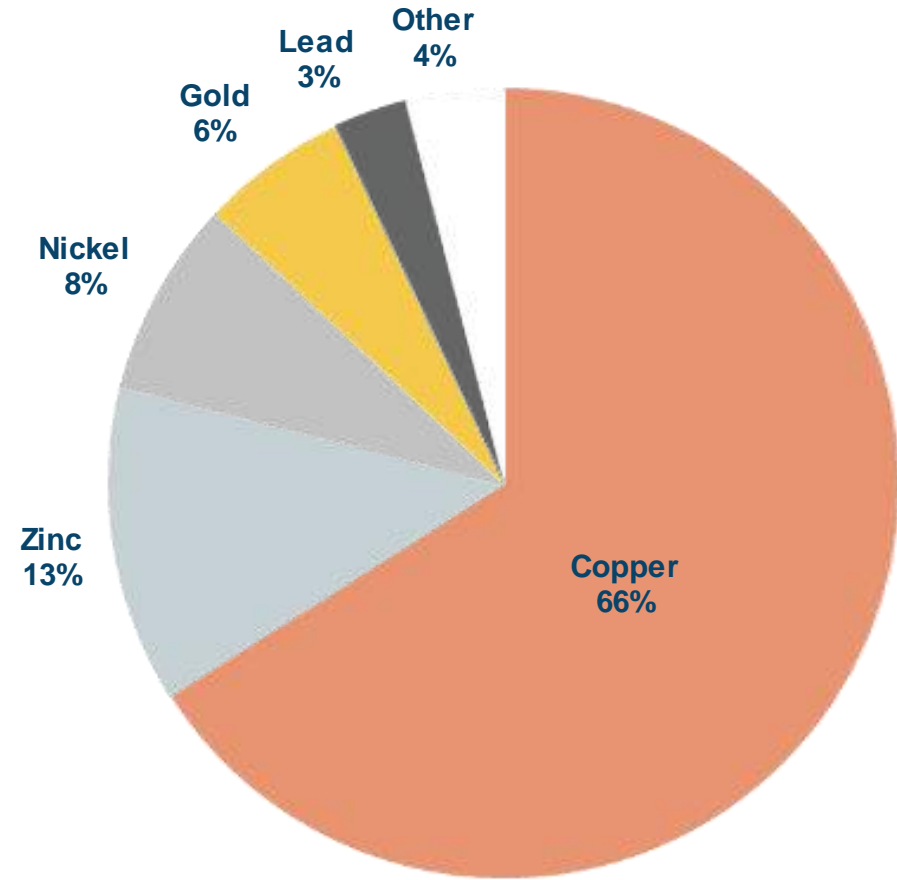
Zinkgruvan plant modernization and ~10% expansion under construction

2016 Revenue Breakdown

Total sales of \$1.55B

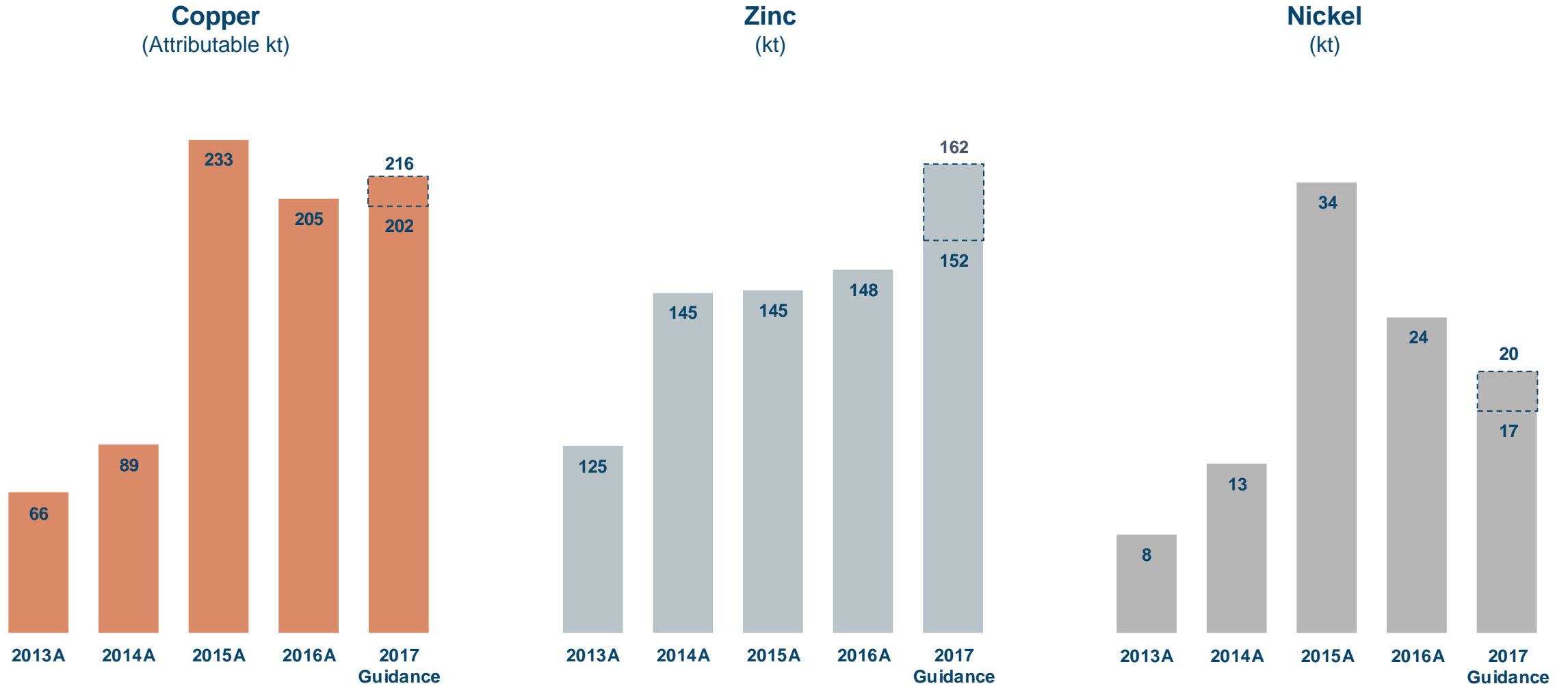


By Operation



By Metal

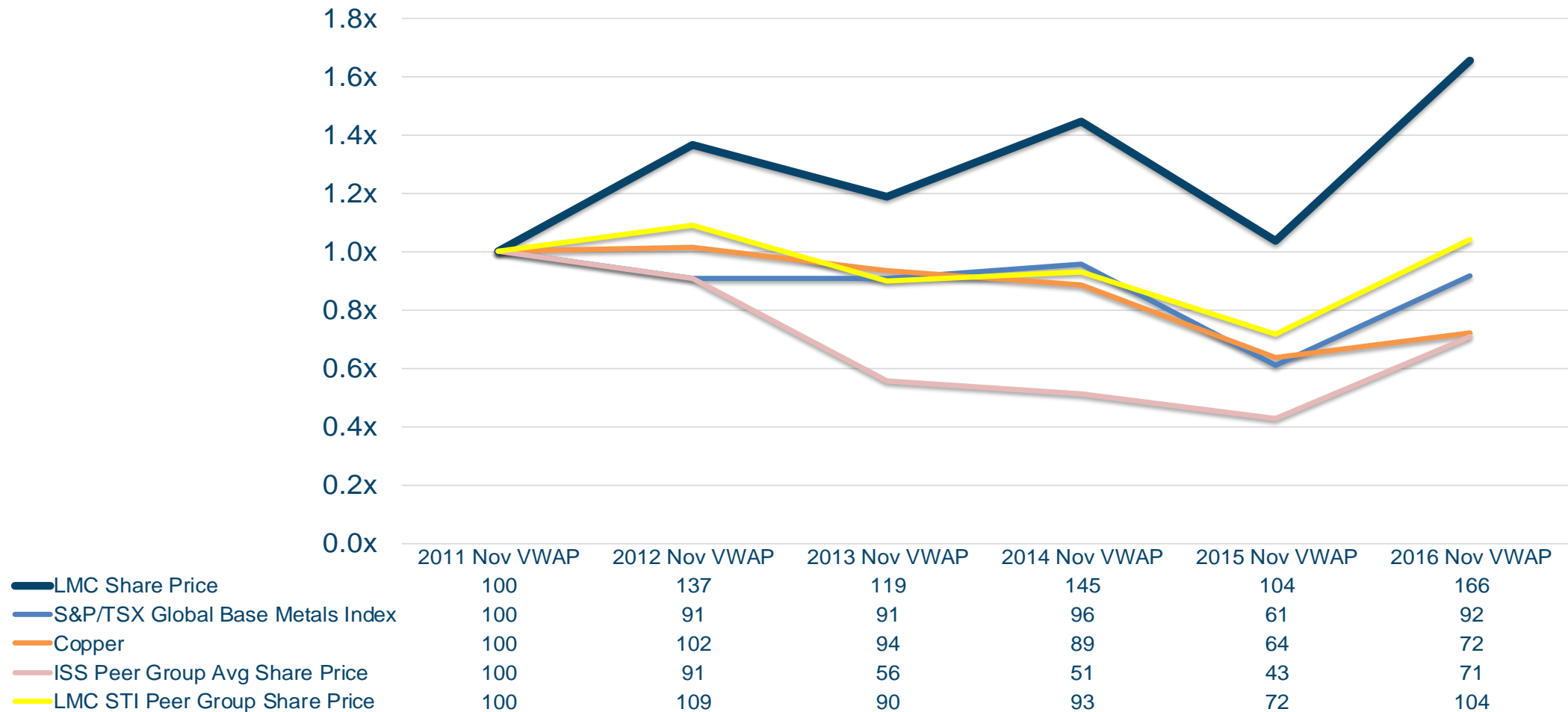
2017 Production Outlook¹



1. Production guidance is based on certain estimates and assumptions, including but not limited to; Mineral Resource and Mineral Reserve estimates, geological formations, grade and continuity of deposits and metallurgical characteristics, and does not include any contribution from Tenke

Share Price Performance

Lundin Mining's share price has consistently outperformed over the last five years compared to TSX, copper price and peer groups



2017 Outlook



Copper / Gold / Silver – Region III, Chile

2017 Priorities

Stable operations and disciplined growth

Operate safely and responsibly, with strong community support

Advance internal high value-add growth projects

- Zinkgruvan mill throughput expansion
- Zinc Expansion Project at Neves-Corvo
- Eagle East ramp development
- Candelaria Consolidation Project

Significantly advance exploration projects; existing and new

Keep a strong and flexible balance sheet to move quickly on compelling external growth opportunities

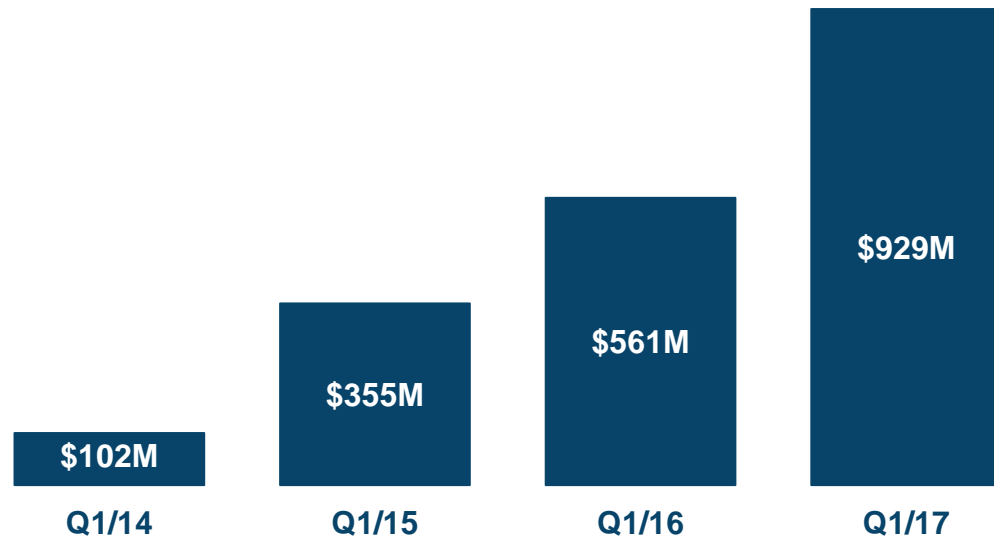
Balance Sheet Strength and Flexibility

Cash balance at April 26, 2017 of approximately \$2.1B and net cash of approximately \$1.1B

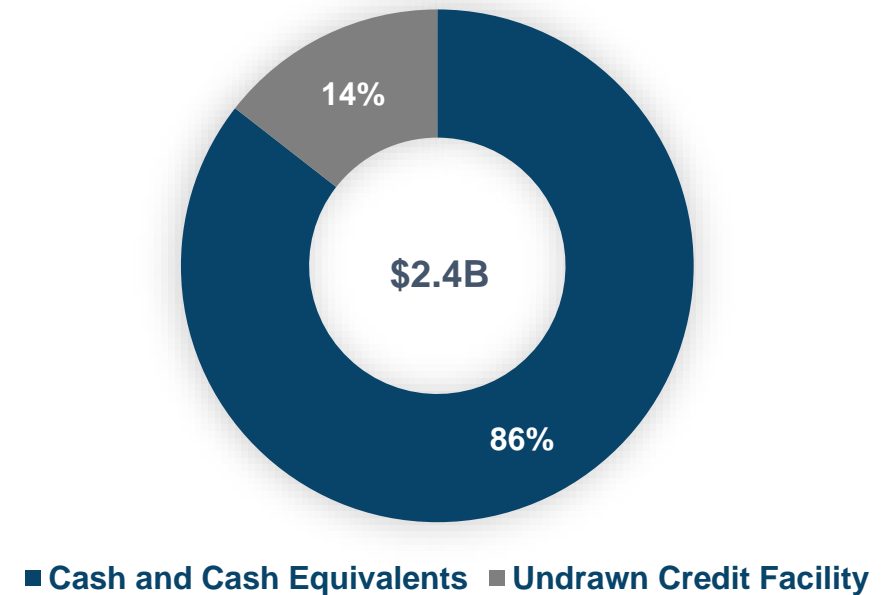
\$350M revolving credit facility undrawn

Initiated regular dividend

Cash and Cash Equivalents
(End of Quarter)



Liquidity Position (April 26, 2017)



The Company has senior secured notes outstanding comprised of: \$550M at 7.5% due in 2020, and \$450M (\$445M net outstanding) at 7.875% due in 2022.

Capital Allocation Strategy

Focus on Disciplined Growth

Invest in high-return brownfield expansion projects and exploration

Service regular dividend

Prudent and accretive management of bond debt and cash positions

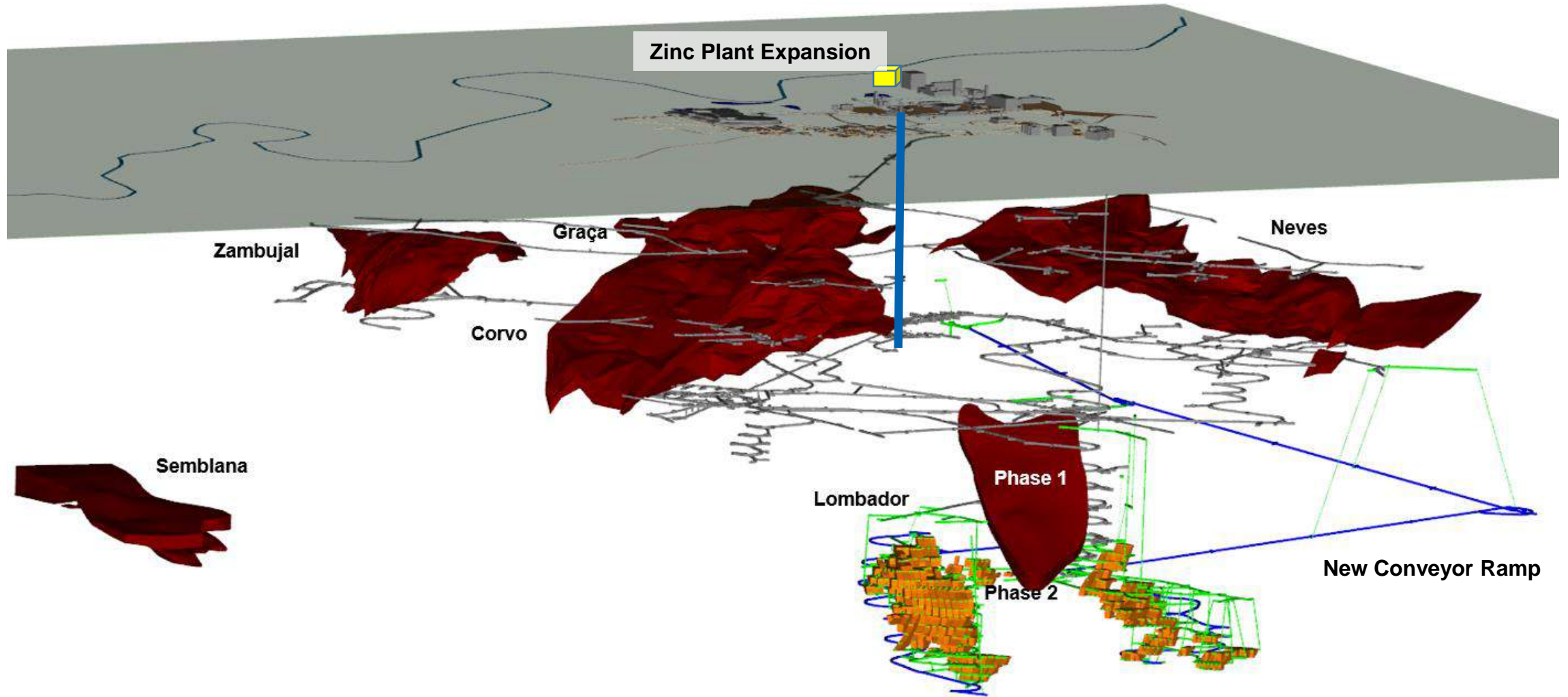
Keep flexible balance sheet to move quickly on compelling growth opportunities

Consider other shareholder returns of capital from time-to-time

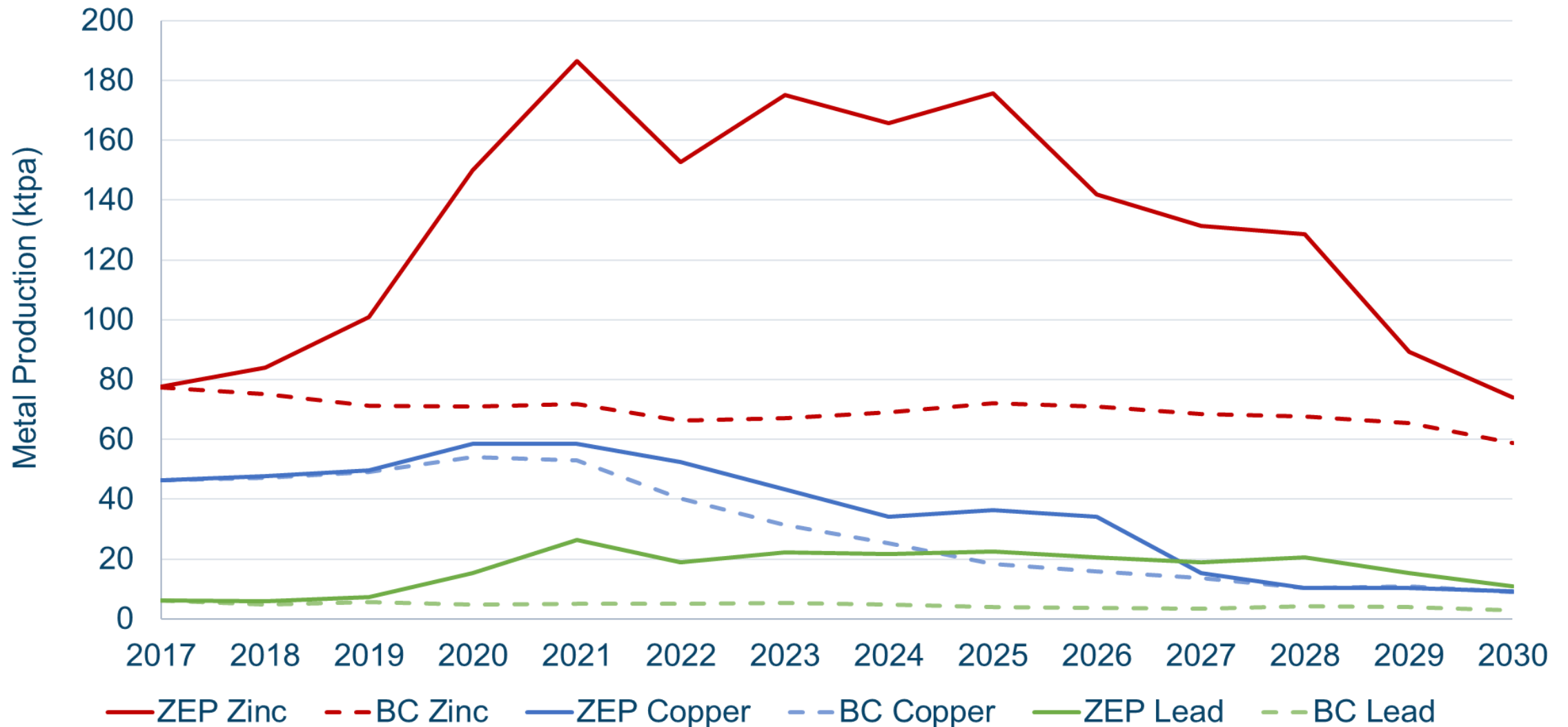
Internal Growth and Expansions – At All Locations



Neves-Corvo, Portugal

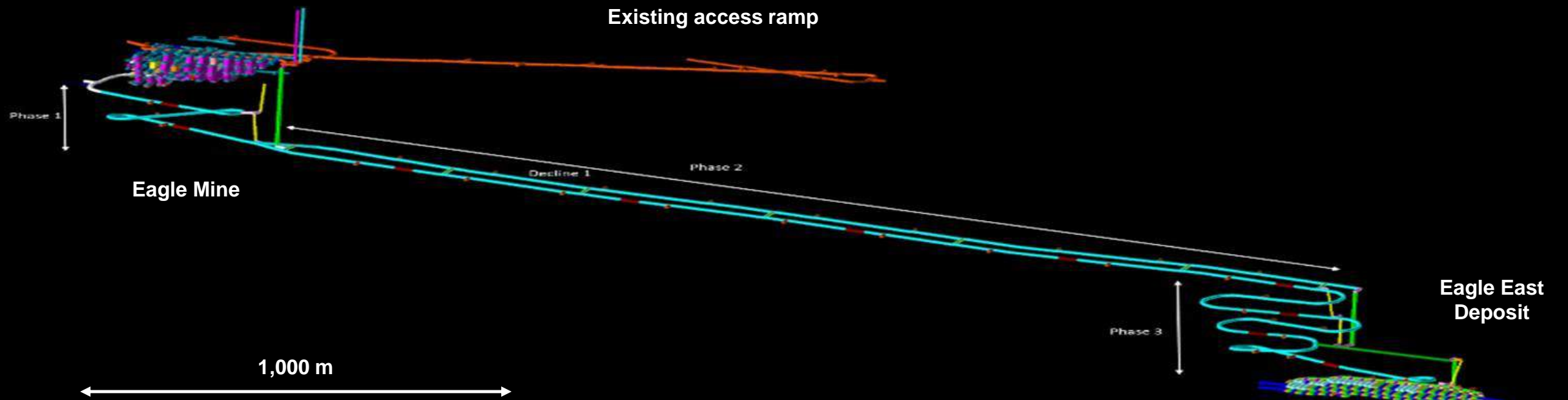


Neves-Corvo with ZEP, and Base Case (BC) without ZEP¹



1. Refer to the May 11, 2017 new release entitled "Lundin Mining Announces Neves-Corvo Zinc Expansion Project Feasibility Study Results" on the Company's website (www.lundinmining.com).

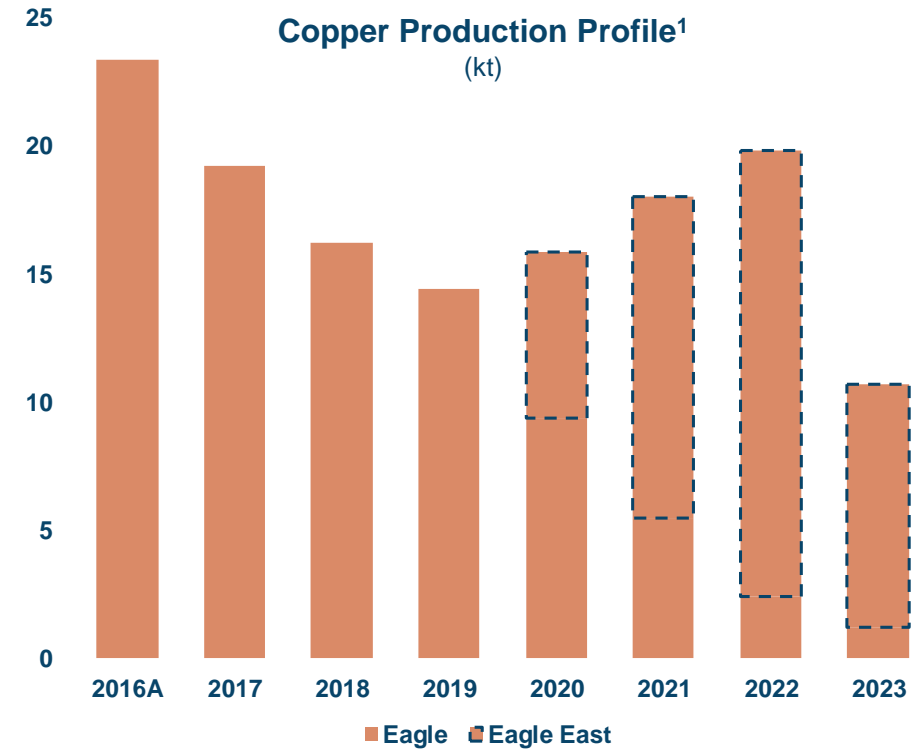
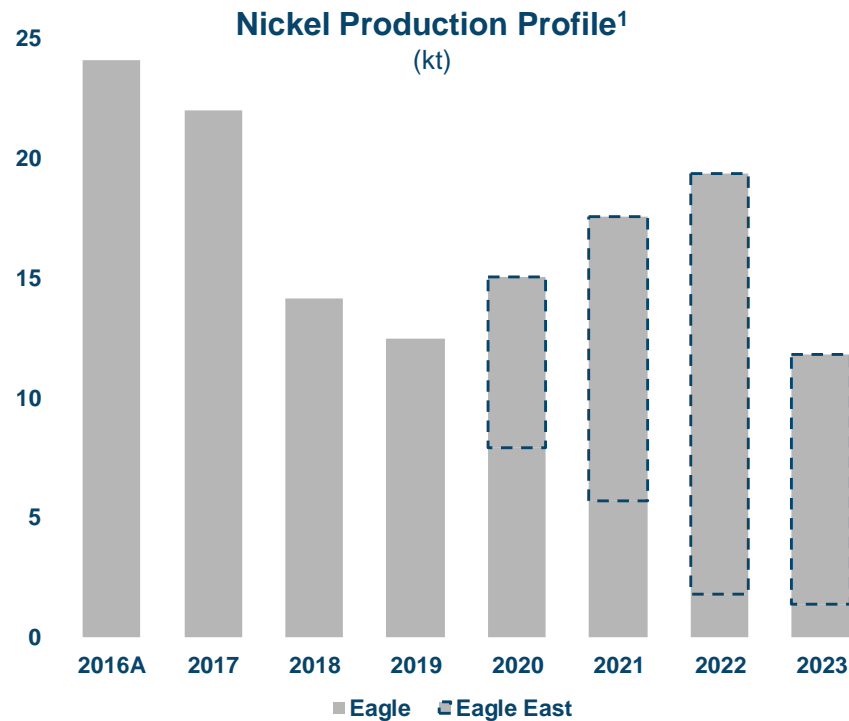
Eagle and Eagle East, Michigan



Eagle East – Meaningful Addition to Production Profile

Eagle East advancing on schedule and on budget

- initial ramp development progressing well
- mine permit amendment application submitted in March



1. Refer to the April 10, 2017 new release entitled “Lundin Mining Announces Eagle East Feasibility Study Results and Provides a Project Update” on the Company’s website (www.lundinmining.com) and the “Technical Report on the Eagle Mine, Michigan U.S.A” Roscoe Postle Associates, April 26, 2017 available on SEDAR under Lundin Mining’s profile at www.sedar.com

Candelaria, Chile

SW

NE

Candelaria Pit

Candelaria Norte

Alcaparrosa

Surface Topography

3rd Party
Property

Drillhole Trace

Interpreted Prospective
Horizons

> 0.4 % Cu Drillhole Samples

1,000 m

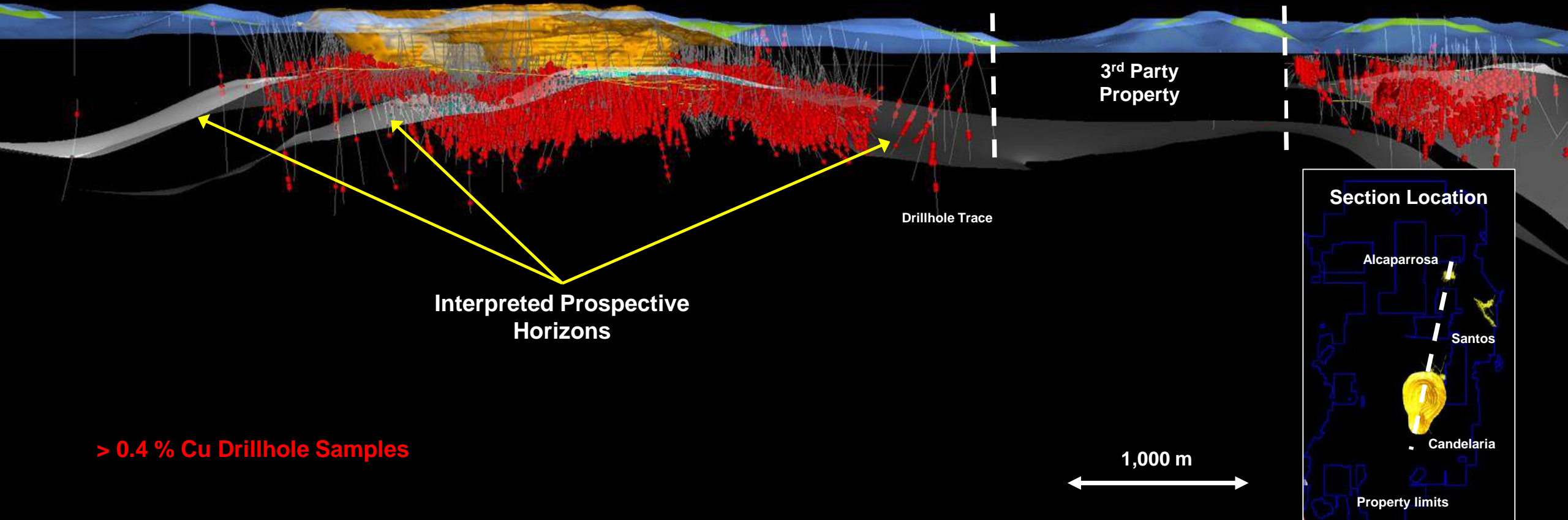
Section Location

Alcaparrosa

Santos

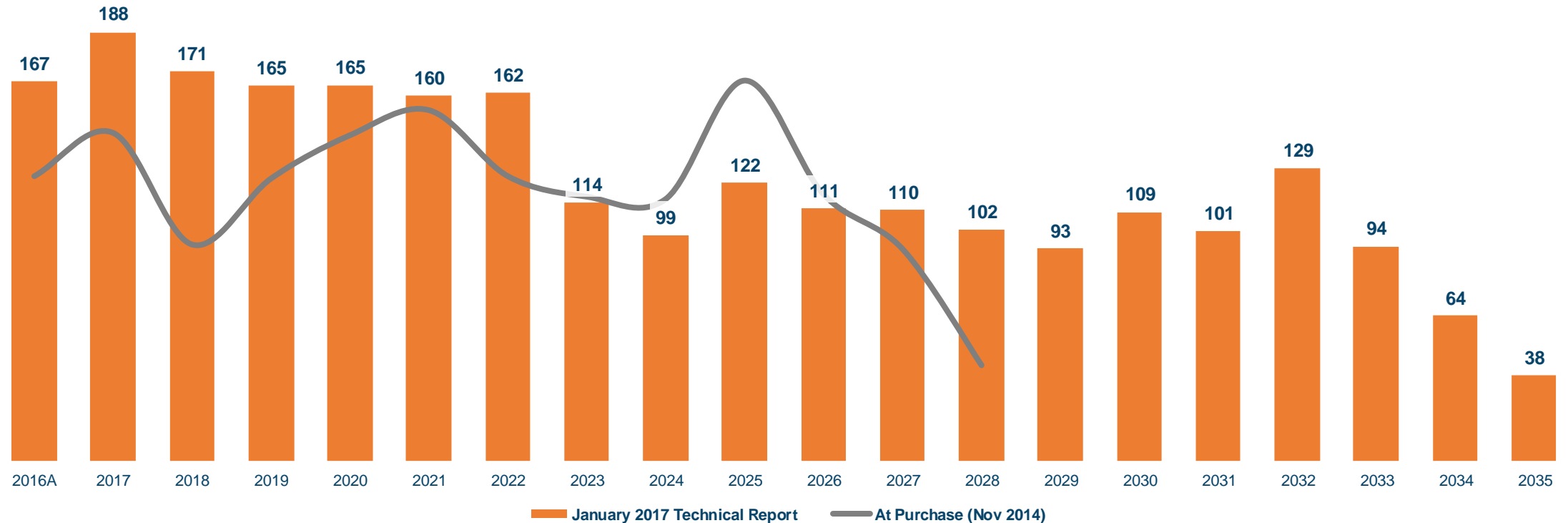
Candelaria

Property limits



Candelaria LOM Production Profile

Copper Production Profile¹
(100% basis, kt Cu)



Since acquisition contained copper and gold in the Mineral Reserves estimate² has increased by approximately 50%³, and the production profile has been significantly improved

Potential to improve production profile and mine life extension under feasibility study

1. Production shown on 100% basis and reflects NI 43-101 Technical Report filed January 2017

2. Refer to NI 43-101 Technical Report filed January 2017

3. Mine depletion included.

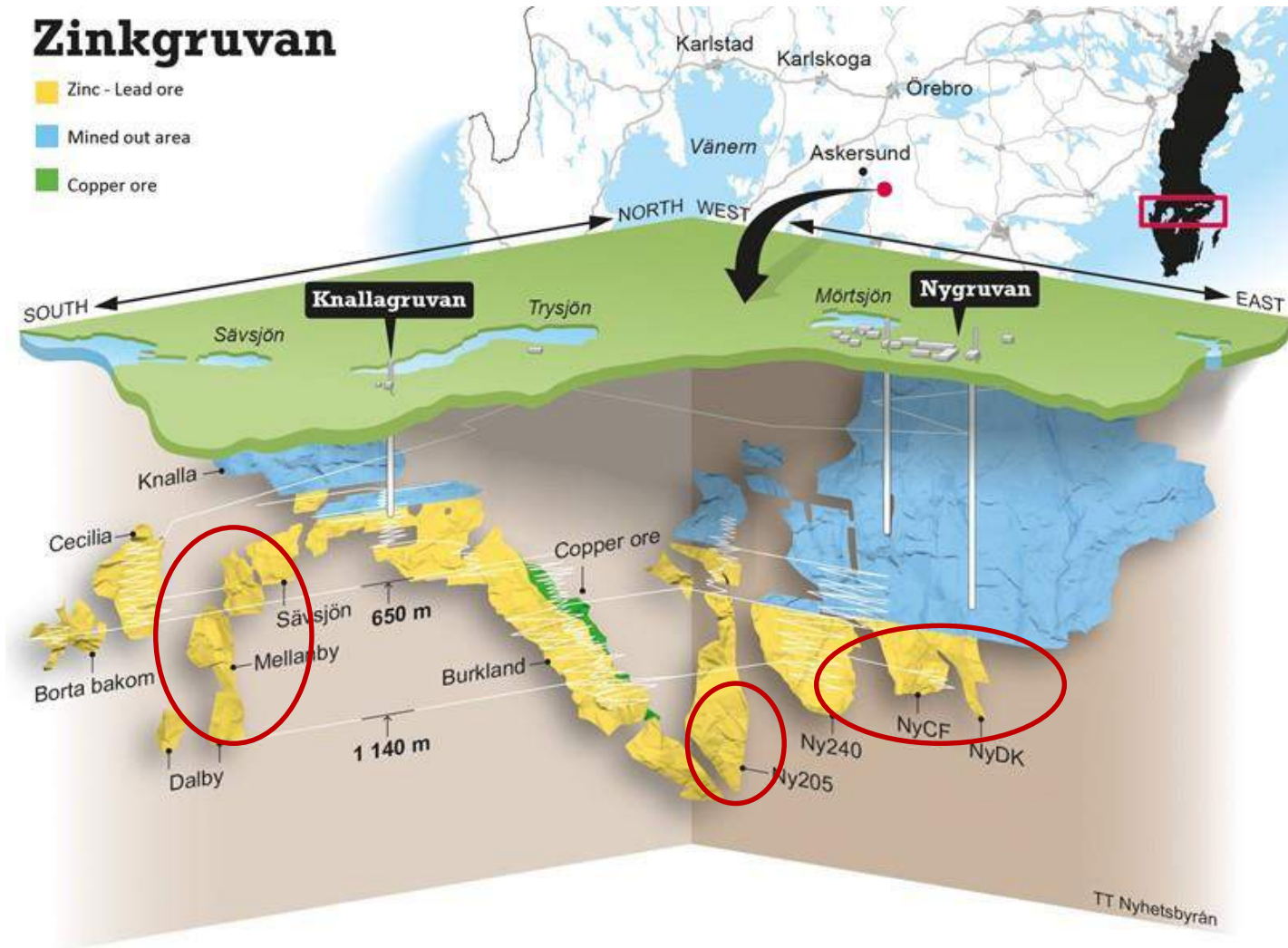
Zinkgruvan, Sweden

1350 Zinc Expansion Project

- final stages of commissioning
- targeted to increase overall mill capacity by ~10%

Exploration program rejuvenated targeting two deposits currently not in mine plan

- initial drilling in the Mellanby and Dalby areas have been successful



Tenke Fungurume, DRC

Lundin involvement spanned 20 years, from 1996 to 2017

Copper / Cobalt – DRC

Closed sale of interest in TF Holdings Limited in April 2017,
receiving gross proceeds of \$1.136B



Lundin Mining

High Quality Competitive Mines

- strong margins at all operations

Meaningful Production Scale & Growth

- internal growth projects and exploration upside at all operations

Financial Strength

- from profitable assets run with disciplined capital allocation



NI 43-101 Compliance

Unless otherwise indicated, Lundin Mining Corporation (the “Company”) has prepared the technical information in this presentation including Mineral Reserve and Mineral Resource estimates (“Technical Information”) based on information contained in the technical reports and news releases (collectively the “Disclosure Documents”) available under The Company’s profile on SEDAR at www.sedar.com. Each Disclosure Document was prepared by or under the supervision of a qualified person (“Qualified Person”) as defined in National Instrument 43-101 – Standards of Disclosure for Mineral Projects of the Canadian Securities Administrators (“NI 43-101”). For readers to fully understand the information in this presentation, they should read the technical reports (available on www.sedar.com) in their entirety, including all qualifications, assumptions and exclusions that relate to the information set out in this presentation which qualifies the Technical Information. Readers are advised that Mineral Resource estimates that are not Mineral Reserves do not have demonstrated economic viability. The Disclosure Documents are each intended to be read as a whole, and sections should not be read or relied upon out of context. The Technical Information is subject to the assumptions and qualifications contained in the Disclosure Documents.

The Technical Information in this presentation has been prepared in accordance NI 43-101 and reviewed by Stephen Gatley, Vice President - Technical Services of the Company, a "Qualified Person" under NI 43-101. Mr. Gatley has verified the data disclosed in this presentation and no limitations were imposed on his verification process.

Mineral Reserve and Mineral Resource estimates are shown on a 100 percent basis for each mine. The Measured and Indicated Mineral Resource estimates are inclusive of those Mineral Resources estimates modified to produce the Mineral Reserve estimates. All estimates, with the exception Eagle and Eagle East, are prepared as at June 30, 2016. The Eagle and Eagle East estimate is December 31, 2016. Estimates for all majority owned operations are prepared by or under the supervision of a Qualified Person as defined in NI 43-101, or have been audited by independent Qualified Persons on behalf of the Company. Unless indicated otherwise in the “Notes on Mineral Resource and Reserve Table” in the Company’s news release on September 1, 2016, Mineral Reserve estimates have been calculated using metal prices of US\$2.75/lb copper, US\$1.00/lb zinc, US\$1.00/lb lead, US\$8.50/lb nickel, US\$1,000/oz gold and exchange rates of EUR/US\$ 1.25, US\$/SEK 7.50 and Chilean Peso/US\$ 550.

Refer to the new releases entitled “Lundin Reports 2016 Mineral Resource & Reserve Estimate Update”, the April 10, 2017 new release entitled “Lundin Mining Announces Eagle East Feasibility Study Results and Provides a Project Update”, and to the May 11 new release entitled “Lundin Mining Announces Neves-Corvo Zinc Expansion Project Feasibility Study Results”, including their respective Notes on the Mineral Resource, Mineral Reserve and Feasibility Study, on the Company’s website (www.lundinmining.com).

lundin mining

TSX: LUN OMX: LUMI